

## One Easy Way to Upload Videos into D2L using your Smartphone:

- 1) You can use the Peay Mobile App or the Yuja Mobile App.
- 2) These instructions will be for using the **Yuja Mobile App**.
- 3) Download the Yuja Mobile App onto your Smartphone.

Image below:






- 4) The **Yuja Mobile** app will ask you to identify an institution (Start typing in Austin Peay State University and it should auto-populate then select it).
- 5) Then you will use your APSU single sign-on to log into Yuja. This will connect it to your Yuja account in D2L.
- 6) **Recording:** You can either record directly in the Yuja app OR upload previously recorded videos from your iphone.
  - a. **NOTE: Making videos with the phone/camera positioned *horizontally* will allow more video on the screen and better viewing on upload.**
  - b. Quality tips: If possible, using a tripod is helpful to eliminate shakiness but not required. Make sure that you have good lighting when you record.
  - c. Be sure the camera is close enough for the audio to be clear and not muffled.
- 7) You cannot view the videos in the Yuja app but once the videos are in the Yuja App you will be able to access them on your Desktop in D2L.
  - a. Go to your desktop/Go into the course/Then Resources/Then Yuja Media Services
- 8) Your new recordings from the Yuja App should now be located in your My Media folder.

- 9) Locate where you would like the videos to be located in your course.
  - a. Select New
  - b. Create a File
  - c. Click Insert Stuff:

## Create a File in "

Enter a Title

Hide from Users

   ▼ Paragraph

- d. Scroll down to YuJa Media Chooser






Task

te

le

m U

### Insert Stuff

-  ePortfolio
-  Add Video Note
-  Insert Link
-  Enter Embed Code
-  YuJa Media Chooser

- e. Scroll down and find the video you want to upload.
- f. Click Insert
- g. Give it a Title name.
- h. Click Save and Close.
- i. Then make sure it is uploaded correctly and where you want it. The subtitle and such should populate eventually for instructor uploaded videos but I do not believe they do for student uploaded videos.

**10) Good Job! You did it!**